

21-22 April 2018
Amathus Hotel
Limassol-Cyprus



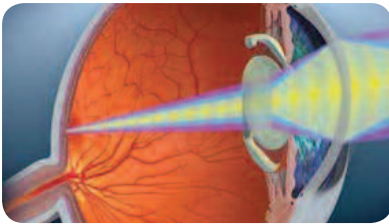
Pantheo Annual Congress 2018
Ocular Complication Management

In conjunction with the Midland Ophthalmological Society, UK and the Cyprus Ophthalmological Society
Under the auspices of the University of Nicosia Medical School

ACRYSOF® IQ PANOPTIX™ PRESBYOPIA-CORRECTING IOL

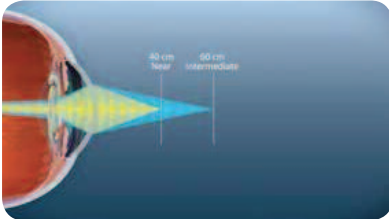
Designed for more natural adaptability

Featuring ENLIGHTEN (ENhanced LIGHT ENergy) Optical Technology to mimic the performance of a healthy crystalline lens, the AcrySof® IQ PanOptix™ IOL is the natural choice for advanced presbyopia correction:




Optimized light utilization in a presbyopia-correcting IOL

Transmits 88% of light* to help provide crisp quality of vision* at all distances.^{1,2}



Designed for more comfortable near to intermediate range of vision

Designed to provide a more natural focal point of 60 cm, which is preferred for real-life tasks, such as computer work, over the 80 cm distance offered by other trifocals.^{3,5}



Less dependence on pupil size

Features a 4.5 mm diffractive zone designed for optimized performance in all lighting conditions.³



The AcrySof® IQ PanOptix™ IOL is designed to approximate youthful vision to help patients adapt more naturally to their visual preferences.^{3,4}

Dear colleagues

On behalf of the organising committee I would like to welcome you to our 2018 annual congress.

As always, we are extremely grateful made by our overseas speakers who take time out their busy lives to attend our meeting. Without their participation the impact of all our efforts would be greatly diminished.

As you may have noticed, this year, we have increased the number of contributions made by medical students and doctors in training. The Alistair Fielder Prize in Ophthalmology is becoming ever more popular, and the presentations made each year by the junior members of our cohort have been some of the most refreshing and stimulating. Our philosophy is that this group of aspiring ophthalmologists should be given the opportunity to inspire and be inspired.

Another new addition to the program this year is the Pantheo Foundation Lecture. We have for the past three years donated all proceeds from our meeting to the Foundation. Support for its work is growing steadily and this year we have taken on a new medical student. The named lecture series we hope will help promote the Foundation's aims. Knowing how busy he is and how many invitations he receives yearly, we are very honoured that Sir Peng Khaw is giving the first of these lectures.

Finally, as always, the aim of this weekend is not just to work and learn, but also to take the time to form bonds and friendships that we hope will last well beyond this meeting.

Theodoros Potamitis

List of Speakers

ADAMOU Anna	<i>Medical Student, University of Nicosia Medical School, Cyprus</i>
AHMED Mohammed	<i>Registrar in Ophthalmology, University Hospitals Birmingham, UK</i>
ANTONIOU Yianna	<i>Consultant Ophthalmologist, Vitreo- Retinal Surgeon, Pantheo Eye Center, Cyprus</i>
BALANOS Ioannis	<i>Medical Student, University of Nicosia Medical School, Cyprus</i>
BHALLA Harry	<i>Medical Student, University of Nicosia Medical School, Cyprus</i>
CIKATRICIS Peter	<i>Consultant Ophthalmologist, Vitreo-Retinal Surgeon, University Hospitals Coventry and Warwickshire, UK</i>
DEUTCH John	<i>Consultant Ophthalmologist, Hereford County Hospital, Hereford, UK</i>
DOWNES Susan	<i>Professor of Ophthalmology, Medical Retina, University of Oxford, Oxford, UK</i>
DULAI Jaskiran	<i>Medical Student, University of Nicosia Medical School, Cyprus</i>
DURRANI Mohammad	<i>Medical Student, University of Nicosia Medical School, Cyprus</i>
FIELDER Alistair	<i>Professor Emeritus of Ophthalmology, Department of Optometry & Visual Science, City University, London, UK</i>
GOTZARIDES Stratos	<i>Consultant Ophthalmologist, Vitreo- Retinal Surgeon, Athens</i>
HASSAN Faaïq	<i>Trainee in Ophthalmology, University Hospitals Coventry & Warwickshire, UK</i>
JAMES Teifi	<i>Professor of Ophthalmology, Uveitis, Cardiff University, President of North of England Ophthalmological Society, Halifax, UK</i>
JOHN Rahama	<i>Medical Student, University of Nicosia Medical School, Cyprus</i>
KARANTONIS Maria	<i>Medical Student, University of Nicosia Medical School, Cyprus</i>
KHAW, Peng Tee, Sir	<i>Professor of Glaucoma and Ocular Healing, University College London, Moorfields Eye Hospital, London, UK</i>
KOUKKOULLI Antigoni	<i>Consultant Ophthalmologist, Oculoplastics, Pantheo Eye Center, Cyprus</i>
KOURI Agathi	<i>Consultant Paediatric Ophthalmologist, A Kyriakou Children's Hospital, Athens, Greece</i>
KOZEIS Nikos	<i>Consultant Ophthalmologist, Visiting Professor in Paediatric Ophthalmology & Strabismus, University of Cleveland, Ohio, USA, Ophthalmica Institute of Ophthalmology, Thessaloniki, Greece</i>
KYPRIANOU Ioannis	<i>Consultant Ophthalmologist, Oculoplastics, Nicosia, Cyprus</i>
LAPITHI Niki	<i>Registrar in Ophthalmology, Archbishop Makarios III Hospital, Nicosia, Cyprus</i>
LARKIN Frank	<i>Consultant Ophthalmologist, Cornea and External disease, Moorfields Eye Hospital</i>
LIASIS Alkis	<i>Consultant Electrophysiologist, Co Director of Electrophysiology Unit, Great Ormond Street Hospital, London, UK</i>
MATAFTSI Mina	<i>Consultant Ophthalmologist, Paediatric Ophthalmologist, Associate Professor at Aristotle University of Thessaloniki, Greece</i>
MC BURNEY Caroline	<i>Medical Student, University of Nicosia Medical School, Cyprus</i>
MICHAELS Luke	<i>Registrar in Ophthalmology, Blackpool Teaching Hospitals NHS Foundation Trust, North Lancashire, UK</i>

MOLLAN Rab	<i>Professor of Orthopaedics, Belfast, Northern Ireland</i>
MOLLAN Susan	<i>Consultant Ophthalmologist, Neuro Ophthalmologist, University Hospitals Birmingham, UK</i>
MUMFORD Victoria	<i>Medical Student, University of Nicosia Medical School, Cyprus</i>
MUNIER Francis	<i>Professor of Ophthalmology, Pediatric Ophthalmology and Ocular Oncology Jules Gonin Eye Hospital, Lausanne, Switzerland</i>
NIKOLAKOPOULOS Athanasios	<i>Consultant Ophthalmologist, Vitreoretinal Surgeon, Thessaloniki, Greece</i>
PALOS Michalis	<i>Consultant Ophthalmologist, Cornea and External Disease, Pantheo Eye Center, Cyprus</i>
PAPASTAVROU Katia	<i>Consultant Ophthalmologist, Glaucoma, Pantheo Eye Center, Senior Lecturer at the University of Nicosia Medical School, Cyprus</i>
PARULEKAR Manoj	<i>Consultant Ophthalmologist, Paediatric Ophthalmology Birmingham Children's Hospital, Birmingham, UK</i>
POPA Alexandra	<i>Medical Student, University of Nicosia Medical School, Cyprus</i>
POTAMITIS Theodoros	<i>Consultant Ophthalmologist, Vitreoretinal Surgeon, Pantheo Eye Center, Associate Professor, St George's University of London Medical School at University of Nicosia, President of the Cyprus Ophthalmological Society, Cyprus</i>
SAGOO Mandeep	<i>Consultant Ophthalmologist, Ocular Oncology, Moorfields Eye Hospital, London, UK</i>
SANDHU Afreshdeep	<i>Medical Student, University of Nicosia Medical School, Cyprus</i>
SAWAYA Christer	<i>Medical Student, University of Nicosia Medical School, Cyprus</i>
SHANKAR Vikas	<i>Consultant Ophthalmologist, Glaucoma, East Lancashire Hospitals, UK</i>
SINAPIS Angelos	<i>Consultant Ophthalmologist, Oculoplastics, Sinapis Eye Institute, Athens, Greece</i>
SINAPIS Demetris	<i>Consultant Ophthalmologist, Cornea and Glaucoma, Sinapis Eye Institute, Athens, Greece</i>
STAKTOPOULOU Maria	<i>Registrar in Ophthalmology, Evangelismos Hospital, Athens, Greece</i>
STAVRAKAS Ioannis	<i>Consultant Ophthalmologist, Vitreo Retinal Surgeon, Athens, Greece</i>
SUBHA Laamia	<i>Medical Student, University of Nicosia Medical School, Cyprus</i>
TRANOS Paris	<i>Consultant Ophthalmologist, Medical and Surgical Retina and Uveitis, Ophthalmica, Thessalonik, Greece</i>
TSANGARIS Peter	<i>Consultant Ophthalmologist, Vitreo Retinal Surgeon, Nicosia, Cyprus</i>
TSIERKEZOU Loukiana	<i>Consultant Ophthalmologist, Medical Retina and Uveitis, Pantheo Eye Center, Cyprus</i>
TYRLIS Constantinos	<i>Registrar in Ophthalmology, Archbishop Makarios III Hospital, Nicosia, Cyprus</i>
VERITY David	<i>Consultant Ophthalmologist, Oculoplastics and Orbits, Moorfields Eye Hospital, Honorary Senior Clinical Lecturer, UCL, London, UK</i>
WALKER Catriona	<i>Medical Student, University of Nicosia Medical School, Cyprus</i>
WAY Chris	<i>Medical Student, University Hospitals Birmingham, UK</i>
YANG Cylene	<i>Medical Student, University of Nicosia Medical School, Cyprus</i>
ZOTTA Evi	<i>Consultant Ophthalmologist, Cornea and Refractive surgery, Diathlasis, Thessaloniki, Greece</i>

INNOVATIVE SEVEN-ROLLER MECHANISM

- + Precise fluidics
- + Pulsatile-free
- + Quick vacuum rise
- + Versatile performance

PERFORMANCE IN EVERY DETAIL

**Superior chamber stability through superior engineering.^{1,2}
That's the Centurion® Effect.**

Active Fluidics™ Technology

- Helps to Maintain Chamber Stability; Detects and compensates to help provide superior chamber stability³ compared to INFINITI^{®2}
- Less Surge: Less surge at any tested vacuum level^{3,4}
- More Consistent IOP⁴: Up to 80% less surge area^{3,4}

Contact your Alcon representative to schedule a demonstration and experience the Centurion® Effect for yourself.

For more information, please refer to the Centurion® Vision System User Manual

¹As compared to the INFINITI® Vision System, bottle gravity system.

1. Lorente R, Fanney D, Injev V, Sharif-Kashani P. Quantification of occlusion break surge in peristaltic-based phacoemulsification systems. ASCRS-ASOA Symposium and Congress; April 25-29, 2014; Boston, USA. 2. Nicoli M, Miller K, Dimalanta R, Loke D, Jules Stein Eye Institute, UCLA. IOP Stability Measurement and Comparison Between Gravity-Fed and Actively Controlled Phacoemulsification Systems. 2014. 3. Sharif-Kashani P, Fanney D, Injev V. Comparison of occlusion break responses and vacuum rise times of phacoemulsification systems. *BMC Ophthalmol*. 2014;14:96. 4. Alcon data on file. Concept drawing, September 2015.

Alcon
a Novartis company

© 2016 Novartis AG 5/16 CNT15039JADI-B-EU



Conference program 2018

FRIDAY 20 APRIL 2018

19:30

Case Presentations at Pantheo Eye Center

This session is held at Pantheo Eye Center and is followed by cocktail reception as a welcome to all our guests and delegates. Everyone is welcome to attend.

For more information please contact conference@pantheo.com

SATURDAY 21 APRIL 2018

08:30

Welcoming Address

Mr Theodoros Potamitis, Consultant Ophthalmologist, Director, Pantheo Eye Center, President of the Cyprus Ophthalmological Society

Mr John Deutch, Consultant Ophthalmologist, President of the Midland Ophthalmological Society, UK

Dr Constantina Constantinou, MD Course Director, University of Nicosia Medical School

Mr Nikos Nikolaides, Mayor of Limassol

09:00-11:00

Genetics /Oculoplastics / Uveitis ADD

Moderators: Savvas Christou, Antigoni Koukkoulli

LTBP2 mutational screening in Roma families in Greece
Agathi Kouri

Update on Genetic Testing
Susan Downes

Managing the complications and consequences of uveitis
Teifi James

Approach to uveitis. An A to Z guide
Paris Tranos

Management of cosmetic eyelid surgery complications
Angelos Sinapis


What I wish I had known
Antigoni Koukkoulli

Oculofacial swellings: perennial challenge
David Verity

11:00-11:30 COFFEE BREAK



**DON'T SETTLE FOR LESS THAN
A COMPLETE EXPERIENCE.**



The advanced LenSx® Laser delivers a complete cataract refractive experience.

Part of The Cataract Refractive Suite by Alcon, the LenSx® Laser is designed to take femto further.

- Designed to optimize performance across the entire anterior segment.
- Built on a proven fully upgradeable platform designed for both today's achievements and tomorrow's advancements.
- Provides streamlined planning and procedure automation when used with the Verion™ Image Guided System, improving the overall surgical experience.

For more information, please refer to the LenSx® Laser and Verion™ Image Guided System Digital Marker L User Manuals

Alcon
a Novartis company

LenSx® Laser is shown with the Verion™ Image Guided System Digital Marker L



11:30-12:45

Ocular oncology

Moderators: George Papamichael, Menelaos Sergiou

Masquerade Syndromes

Mandeep Sagoo

Toward progressive control of seeding in retinoblastoma

Francis Munier

12:45-13:30

Pantheo Foundation Honorary Lecture

Keynote Speaker: Professor Sir Peng Tee Khaw

13:30-15:00

LUNCH BREAK

15:00-17:30

Medical and surgical retina

Moderators: Petros Tsangaris, Andreas Kontos

When things don't go to plan

Theo Potamitis

Buoyancy, gravity, SF6: Factors that save vision

Stratos Gotzarides

3D Digital Vitrectomy in complicated Cataract and PVR Retina Detachment, using the wide angle EIBOS 2 and the Ngenuity system:

Presentation of a modified 2D VIDEO

Athanasios Nikolakopoulos

Paediatric Vitreoretinal cases

Ioannis Stavrakas

Complications from the use of silicon oil as intraocular tamponade

Yianna Antoniou

"Orbital cellulitis" following vitrectomy: a hard lesson

Peter Tsangaris

Macular oedema - A perpetual battle of retinal specialist

Loukiana Tsierkezou

Scleral fixation of secondary IOL

Peter Cikatricis

19.30 GALA DINNER at Terra e Mare Restaurant

ΓΙΑ ΤΗΝ ΥΓΕΙΑ ΤΩΝ ΜΑΤΙΩΝ ΣΑΣ

ΕΝΑ ΟΦΘΑΛΜΙΚΟ
ΛΙΠΑΝΤΙΚΟ ΔΙΑΛΥΜΑ ΜΕ ΤΟ
ΠΟΛΛΑΠΛΩΝ ΔΟΣΕΩΝ
ΒΙΟΔΙΑΣΠΩΜΕΝΟ ΣΥΝΤΗΡΗΤΙΚΟ SCO™

VISIONLUX®

Οφθαλμικές Σταγόνες



Συμβατό με όλους
τους φακούς επαφής

- Ξηρότητα
- Θολή όραση & δυσφορία
- Αίσθηση άμμου & καύσου
 - Ερυθρότητα και πόνος
- Εξάτμιση του νερού από τα δάκρυα
 - Φωτοευαισθησία
- Τραύματα του κερατοειδούς



0,30%

ΥΑΛΟΥΡΟΝΙΚΟ ΟΞΥ

Διατηρείται 90 ημέρες
μετά το άνοιγμα
του φιαλιδίου

10ml



Αντιπρόσωπος Κύπρου: **M.S. JACOVIDES & CO. LTD.**

P.O.Box 21593, 1511 Nicosia - Cyprus, Tel: + 357 22 056200, Fax: + 357 22 750604

E-mail: info@msjacovidessgroup.com www.msjacovidessgroup.com

SUNDAY 22 APRIL 2018

09:00-11:00

Medico legal/ Neuro ophthalmology/ Glaucoma

Moderators: Petros Aristodemou, Yianna Antoniou

Consent/Negligence: applications in ophthalmology
Ioannis Kyprianou

From the bench to the "doc"
Rab Mollan

Mistakes, complications & poor outcome
Alistair Fielder

Perils of saving sight, a unique patient encounter
Susan Mollan

Multi modality assessment of the visual pathways using Visual evoked potentials and Optical coherence tomography
Alkis Liasis

Complications in Xen implants- a cohort of 80 patients
Vikas Shankar

Managing ocular complications in patients with Familial Amyloid Polyneuropathy
Katia Papastavrou

11:00-11:30 COFFEE BREAK

11:30-14:00

Cornea and cataract/ Paediatric ophthalmology

Moderators: Marios Lipsos, Michalis Palos

Complications in corneal refractive surgery
Evi Zotta

Serious complications during glaucoma, cataract and cornea graft surgery
Demetris Sinapis

Diagnosis and management of corneal allograft rejection
Michalis Palos

Ocular Complications in High Turnover Cataract lists'
John Deutch

Management of cataract in patients with corneal disease
Frank Larkin

Iatrogenic corneal complications
Manoj Parulekar

Management of strabismus due to neurological causes
Nikos Kozeis

Current treatment for retinopathy of prematurity - antiVEGF complications
Asimina Mataftsi

14:00-15:00 LUNCH BREAK

Stellaris Elite

Vision Enhancement System



VITESSE™

Hypersonic Liquefaction
exclusively on Stellaris Elite™

Dual-function versatility
Leading-edge technologies
Evolutive platform

**BUILT FOR THE NEXT GENERATION.
BUT READY FOR THIS ONE.**

BAUSCH+LOMB

15:00-17:00

Rapid Fire Presentations and The Alistair Fielder Prize in Ophthalmology

Prize for Trainees in Ophthalmology

Acanthamoeba Keratitis: associations and risks

Faiiq Hassan

Development of a UKGTN approved next-generation sequencing clinical test for Albinism and/or Nystagmus

Luke Michaels

A case presentation of necrotizing fasciitis

Constantinos Tyrllis

Ocular complications in life threatening conditions

Maria Staktopoulou

Metastatic choroidal tumours

Niki Lapithi

Perils of Blind Steroid Treatment In Orbital Lymphoma

Mohammed Ahmed

Prize for Medical Students

Optimizing OCT acquisition parameters for assessments of uveitis

Chris Way

FAME in an eye with pre existing adult-onset Coat's disease

Maria Karantonis

Recurrent painful ophthalmoplegic neuropathy: a case report and review of the literature

Cylene Yang, Christer Sawaya

Atypically aggressive ACTH-secreting Pituitary Adenoma: Misdiagnosed as acute angle closure

Victoria Mumford, Rahama John

Eyes, Eyes, baby! Orbital Schwannoma in Pregnancy

Catriona Walker, Afreshdeep Sandhu

Journey to the centre of the skull: Review of a rare case of bilateral carotid-cavernous fistula

Laamia Subha, Harry Bhalla

A case of CMV retinitis in an immunocompromised SLE patient

Ioannis Balanos, Alexandra Popa

Seeing Eye-to-Eye with Primary Follicular Lymphoma of the Eyelid: Finding a Needle in a Haystack

Mohammad Durrani, Anna Adamou

Foreign-body sensation and the surprise under the eyelid: conjunctival melanoma

Jaskiran Dulai, Caroline Mc Burney

For many patients with elevated IOP in OAG or OHT

POSITIVELY POWERFUL

START WITH THE
CONSISTENT POWER OF
SAFLUTAN[®]

Sustained IOP reductions shown
up to 24 months.

**THE FIRST
PRESERVATIVE-FREE
PROSTAGLANDIN
ANALOGUE.**



Santen
Manufactured by Santen

Saflutan[®]
(tafluprost)

Power without preservatives

POSTERS

Clinical Characteristics and Microbiological Findings in Patients with Microbial Keratitis Admitted to a University Hospital In Coventry

MSZ Ahmad; A Barua

University Hospital Coventry

Outcomes of Enucleation for Retinoblastoma at Birmingham Children's Hospital

Parth Shah, Fariha Shafi, Maureen McCalla, Zoe Squires, Manoj V Parulekar

Birmingham Women's and Children's NHS Foundation Trust

Orthoptist-led specialist paediatric Post-cataract Clinics

Parth R Shah, Laura Ramm, Clare Bradbury, Mary Awad, Manoj V Parulekar

Birmingham Women's and Children's NHS Foundation Trust

Idiopathic Intracranial Hypertension Guideline Summary: an overview of the International Consensus Guidelines

Mollan SP, Hornby C, Sinclair AJ

Birmingham Neuro-Ophthalmology, United Kingdom

Kayser-Fleischer Ring Detection and Quantification in Wilson's disease using Optical Coherence Tomography

Batra R, Capewell N, Keane PA, Nicholl DJ, Hirschfield GM, Denniston A, Mollan SP

Birmingham Neuro-ophthalmology, United Kingdom

A comparison of UK and USA idiopathic intracranial hypertension (IIH) patient populations

Blanch RJ FRCOphth PhD1,3,5, Vasseneix C MD1, Liczkowski, A MD4, Yianguo A BSc4, Aojula A MD4, Micieli JA MD1, Mollan S FRCOphth6, Newman NJ MD1,2, Biousse V MD1,2, Bruce BB MD PhD1*, Sinclair A MBChB PhD4,7*

Departments of Ophthalmology¹ and Neurology², Emory University, Atlanta, GA. Institutes of Inflammation and Ageing³ and Metabolism and Systems Research⁴, University of Birmingham, Birmingham, UK. Academic Department of Military Surgery and Trauma⁵, Royal Centre for Defence Medicine, Birmingham, UK. Departments of Ophthalmology⁶ and Neurology⁷, University Hospital Birmingham NHS Trust, Birmingham, UK. *joint senior authors

Paediatric penetrating keratoplasty with systemic tacrolimus immunosuppression: survival and outcomes

SL Painter, M Rana*, G Gupte, S Shah*, M Parulekar

Department of Ophthalmology, Birmingham Children's Hospital, Birmingham, UK

*Department of Ophthalmology, Birmingham Midlands Eye Centre, Birmingham, UK

Ολοκληρωμένη αντιμετώπιση οφθαλμολογικών παθήσεων



ΟΡΘΗ.Ι.Α.Α.20112017



lexacin®

LEVOFLOXACIN (as hemihydrate)



errkes®

KETOROLAC TROMETAMOL



tinoprost®

LATANOPROST
+ TIMOLOL (as maleate)



x-iop®

LATANOPROST

Υπεύθυνος Κυκλοφορίας: VERISFIELD (UK) Ltd, Υποκ/μα Ελλάδος: Βύρωνος 8, 152 31 Χαλάνδρι
T 210 7475196 | F 210 7475197 | E info@verisfield.gr | www.verisfield.gr

Τοπικός αντιπρόσωπος στην Κύπρο: C.A. Papaellinas Ltd, Τ.Θ. 24018, 1700 Λευκωσία. T 22741741

Περισσότερες πληροφορίες για τα χαρακτηριστικά του προϊόντος διατίθενται στην ιστοσελίδα των Φαρμακευτικών Υπηρεσιών
(<https://www.phs.moh.gov.cy/>)

Neurofibromatosis type 2 related eye disease correlated to genetic severity type

Painter SL, Sipkova Z, Emmanouil B, Halliday D, Parry A, Elston JS.

Departments of Ophthalmology and Neurology, John Radcliffe Hospital, Oxford, UK

Recurrent painful ophthalmoplegic neuropathy: a case report and review of the literature

Yang C, Sawaya C, Koukkoulli A, Potamitis T

University of Nicosia Medical School, Pantheo Eye Center, Cyprus

Atypically aggressive ACTH-secreting Pituitary Adenoma: Misdiagnosed as acute angle closure

Mumford V, John R, Koukkoulli A, Papastavrou K, Potamitis T

University of Nicosia Medical School, Pantheo Eye Center, Cyprus

Eyes, Eyes, baby! Orbital Schwannoma in Pregnancy

Walker C, Sandhu A, Koukkoulli A, Potamitis T

University of Nicosia Medical School, Pantheo Eye Center, Cyprus

Combined direct and indirect carotid-cavernous fistula

Subha L, Bhalla H, Koukkoulli A, Papastavrou K, Potamitis T

University of Nicosia Medical School, Pantheo Eye Center, Cyprus

A case of CMV retinitis in an immunocompromised SLE patient

Balanos I, Popa A, Koukkoulli A, Tzierkezou L, Potamitis T

University of Nicosia Medical School, Pantheo Eye Center, Cyprus

Seeing Eye-to-Eye with Primary Follicular Lymphoma of the Eyelid: Finding a Needle in a Haystack

Durrani M, Adamou A, Koukkoulli A, Potamitis T

University of Nicosia Medical School, Pantheo Eye Center, Cyprus

Foreign-body sensation and the surprise under the eyelid: conjunctival melanoma

Jaskiran Dulai, Caroline McBurney, Koukkoulli A, Potamitis T

University of Nicosia Medical School, Pantheo Eye Center, Cyprus

navibler®

INTENSIVE CARE

Καταπολεμά
το Demodex

ΑΦΡΟΣ ΒΛΕΦΑΡΩΝ ΓΙΑ ΒΛΕΦΑΡΙΤΙΔΑ



**ΒΛΕΦΑΡΙΤΙΔΑ
ΟΦΘΑΛΜΙΚΕΣ ΕΚΚΡΙΣΕΙΣ
ΟΦΘΑΛΜΙΚΕΣ
ΧΕΙΡΟΥΡΓΙΚΕΣ ΕΠΕΜΒΑΣΕΙΣ**



Sponsors

Alcon A Novartis
Division


ALCMAEON

optohellas[®]
ΟΦΘΑΛΜΟΛΟΓΙΚΑ ΠΡΟΪΟΝΤΑ

Synapsis Cyprus



Bayer

ΔΙΑΝΟΜΕΑΣ

NOVAGEM

fama
PHARMACEUTICAL LTD



COSTAS PAPAELLINAS ORGANIZATION
Cyprus Pharmaceutical Organization Ltd

MSJ
JACOVIDES GROUP


NOVAX
PHARMA

life|pharma

Kypropharm Ltd


C.A. PAPAELLINAS
GROUP



**12 CPD points have been applied for from the Royal College of Ophthalmologists
12 CPD points have been awarded from the Cyprus Medical Council**

For information and registration please contact
conference@pantheo.com

Information about previous conferences and commends please visit our website:
www.pantheo.com

Tel +357 25735353 | Fax +357 25732266